








## January Book Ideas

Refer to the [TeachingBooks Literary Calendar](#) for curricular connections and birthday and holiday celebrations.

Grades	Title	Themes	Possibilities or Choose Your Own
PreK-2	 <p><b><a href="#">Black is a Rainbow Color</a></b> by Angela Joy and Ekua Holmes</p>	Picture Book   Fiction   African American	<ul style="list-style-type: none"> <li>• Before beginning the lesson, listen to the <a href="#">Meet-the-Author Recording</a> to build your own background knowledge.</li> <li>• Play the <a href="#">Complete Book Reading</a> of <i>Black is a Rainbow Color</i>.</li> <li>• Create a <a href="#">Story Map</a> and direct students to write or draw their answers.</li> <li>• Share what you learned from the Meet-the-Author Recording with students.</li> </ul>
	 <p><b><a href="#">The Snowy Day</a></b> by Ezra Jack Keats</p>	Picture Book   African American   Caldecott	<ul style="list-style-type: none"> <li>• Select and play a <a href="#">Complete Video Book Reading</a> for <i>The Snowy Day</i>. You'll find a variety of options from Spanish to Sign Language.</li> <li>• Use the <a href="#">Activity Guide</a> from Live Oak Media to extend your lesson.</li> <li>• Direct students to draw or paint their own snowy day.</li> <li>• Use the Share Tools to send Scholastic <a href="#">Extension Activities</a> to families to try at home.</li> </ul>
1-5	 <p><b><a href="#">Snowflake Bentley</a></b> by Jacqueline Briggs Martin and Mary Azarian</p>	Picture Book   Nonfiction   Biography	<ul style="list-style-type: none"> <li>• Read the book aloud to your students or play the <a href="#">Audiobook Excerpt</a> from Recorded Books.</li> <li>• Play the <a href="#">Meet-the-Author Recording</a> with accompanying illustration.</li> <li>• Utilize the <a href="#">Lesson Plan</a> from Weston Woods for discussion ideas.</li> <li>• Explore the <a href="#">Personal Website</a> for Jacqueline Briggs Martin, which includes ideas for a visit to Bentley's website.</li> </ul>

Grades	Title	Themes	Possibilities or Choose Your Own
1-5	 <p><b><i>Just Like Rube Goldberg: The Incredible True Story of the Man Behind the Machines</i></b> by Sarah Aronson and Robert Neubecker</p>	Picture Book   Biography   STEAM	<ul style="list-style-type: none"> <li>• Introduce the author, Sarah Aronson, and her subject, Rube Goldberg, by playing the <a href="#">Book Trailer</a>.</li> <li>• Utilize the reading ideas in Sarah Aronson's <a href="#">Discussion Guide</a> to talk about the story.</li> <li>• Play the <a href="#">Complete Book Reading</a> of <i>Just Like Rube Goldberg: The Incredible True Story of the Man Behind the Machines</i>.</li> <li>• Encourage students to write about their dream or invent something — just like Rube Goldberg.</li> </ul>
4-8	 <p><b><i>The List of Things That Will Not Change</i></b> by Rebecca Stead</p>	Realistic Fiction   LGBTQ+   Family Life	<ul style="list-style-type: none"> <li>• Support your introduction of <i>The List of Things That Will Not Change</i> with the <a href="#">Teaching Notes</a> from Text Publishing Company to brainstorm different types of emotions with your students.</li> <li>• Listen to the <a href="#">Audiobook Excerpt</a>.</li> <li>• Show the <a href="#">Google Preview</a> of the book. Students may notice the Audiobook Excerpt is the beginning of the first chapter. Discuss how Stead hooks the reader into turning the page from the very beginning.</li> <li>• In an <a href="#">interview</a>, Stead recalls a favorite scene. Read page 12 and talk about the differences between Bea's mom and dad.</li> </ul>
	 <p><b><i>The Bridge Home</i></b> by Padma Venkatraman</p>	Realistic Fiction   South Asian   Homelessness	<ul style="list-style-type: none"> <li>• Meet the author by listening to her <a href="#">Audio Name Pronunciation</a>. Have your students write/record their own audio name pronunciation.</li> <li>• Listen to the <a href="#">Audiobook Excerpt</a> read by the author.</li> <li>• Show the <a href="#">Book Trailer</a> created by students. Encourage them to create their own trailers for a book of their choosing.</li> <li>• Listen to the <a href="#">Meet-the-Author Recording</a>. Ask students how the author's own life influenced her writing.</li> </ul>

## January Author Study Ideas

<p><b>Bryan Collier:</b> <a href="#">Author Study</a></p> 	PreK-2	<ul style="list-style-type: none"> <li>• Play the <a href="#">Book Trailer</a> for <i>All Because You Matter</i> by Tami Charles, illustrated by Bryan Collier.</li> <li>• Use the <a href="#">Google Preview</a> to show students the cover of the same book. What do they see?</li> <li>• Follow Scholastic's <a href="#">Educator's Guide</a>, using page 6 to lead students in a leaf collage activity based on found objects.</li> <li>• Have students write or draw about how they matter—also on page 6 of the Guide.</li> </ul>
	1-5	<ul style="list-style-type: none"> <li>• Introduce the author, Bryan Collier, by exploring his <a href="#">Author Page</a>.</li> <li>• <a href="#">Browse</a> books by Bryan Collier. How many books do they see? Do they see any patterns?</li> <li>• View Collier's <a href="#">Meet-the-Author Movie</a>. What does he say about his artwork?</li> <li>• Choose one of his books to share with your readers. Encourage them to create their own collage artwork.</li> </ul>
	4-8	<ul style="list-style-type: none"> <li>• Introduce Bryan Collier by playing his <a href="#">Meet-the-Author Recording</a> for <i>Uptown</i>.</li> <li>• Use the <a href="#">Google Preview</a> to introduce <i>Uptown</i> or share the book if you have it.</li> <li>• Collier describes the brownstones as chocolate. How would students describe their neighborhoods? You might also show his <a href="#">Meet-the-Author Movie</a>, listening as the illustrator describes his creative process.</li> <li>• Create a <a href="#">Cultural Representation Reflection</a> for students to record similarities and differences in their lives and those in <i>Uptown</i>.</li> </ul>