







October Book Ideas

Refer to the [TeachingBooks Literary Calendar](#) for curricular connections and birthday and holiday celebrations.


Grades	Title	Themes	Possibilities or Choose Your Own
PreK-2	 <p>Stellaluna by Janell Cannon</p>	Picture Book Adventure Science	<ul style="list-style-type: none"> Ask students to draw or write about what they know about bats. Refer to the Lesson Plan from Storyline Online for more teaching ideas. Read the book or watch the Complete Book Reading video from Storyline Online. Ask students to discuss what they learned about bats in this book that is true and what is fiction. Pair <i>Stellaluna</i> with a nonfiction book about bats, such as A Place for Bats by Melissa Stewart and Higgins Bond.
	<p>*Also Available in Spanish</p>		
PreK-2	 <p>The Scarecrow by Beth Ferry, Terry Fan, and Eric Fan</p>	Picture Book Seasons Friendship	<ul style="list-style-type: none"> Listen to the Name Pronunciation for Terry Fan. Share with students that the illustrators of <i>The Scarecrow</i> are brothers who create the illustrations of their books together. Share the Book Trailer with your students. Pause it at the spot when the scarecrow is alone in the winter. Ask students: How do you think he feels? What do you think will happen? Then play the rest of the video. Ask students to talk about their predictions. Read the whole book if available, then do an activity from this Activity Guide.
1-5	 <p>Thank You, Mr. Falker by Patricia Polacco</p>	Realistic Fiction Disability School	<ul style="list-style-type: none"> Ask students: Have you ever tried to learn how to do something? How did you do it? Was it easy or difficult? Discuss how authors also struggle. Explore the Lesson Plan from ReadWriteThink for more teaching ideas. Share with students that Mrs. Polacco's book is a memoir — her own telling of her struggles at school. Read the book or play the Complete Book Reading video. After the reading, ask students to write thank you letters to someone who supported them.

October Lesson Ideas

Literary highlights and extensions for the month of October

Grades	Title	Themes	Possibilities or Choose Your Own
1-5	 <p><i>Funny Bones: Posada and His Day of the Dead Calaveras</i> by Duncan Tonatiuh</p>	Biography Latino (Latin America) Holiday	<ul style="list-style-type: none"> • Introduce the author, using his Name Pronunciation, then listen to the Meet-the-Author Recording for <i>Funny Bones</i>. Click on the illustration to see what he's explaining. • Read the book, listen to the 5-minute Audiobook Excerpt, or view the Google Preview to learn more about Posada. • Utilize the ideas and websites in Teaching Ideas from Classroom Bookshelf or from the author's website. • Invite students to read other titles by Duncan Tonatiuh.
4-8	 <p><i>Hello, Universe</i> by Erin Entrada Kelly</p>	Realistic Fiction Disability Bullying	<ul style="list-style-type: none"> • Watch the Book Trailer for <i>Hello, Universe</i>. • Listen to the Meet-the-Author Recording. • Ask students to write about their reactions to Virgil's feeling of failure. What would they say to him if they could? • Use the Reader's Theater Script to find out more about the characters in <i>Hello, Universe</i>. You can also read several chapters in the Google Preview.
	 <p><i>The Key to Extraordinary</i> by Natalie Lloyd</p>	Mystery Ghosts Social Emotional Learning	<ul style="list-style-type: none"> • Listen to the Meet-the-Author Recording for <i>The Key to Extraordinary</i>. • Read Chapter 1 aloud from the Google Preview. • Perform the Reader's Theater Script. Ask students to write about what could happen next and what questions they have about Emma's story. • Try using the Cultural Representation Reflection Levels 1 or 2 to allow students to reflect and compare their culture with the fictional setting, characters, and events in the book.

October Author Study Ideas

<p>Nikki Grimes: Author Study</p> 	PreK-2	<ul style="list-style-type: none"> • Play the Name Pronunciation for Nikki Grimes. • Read Bedtime for Sweet Creatures, illustrated by Elizabeth Zunon or watch the Complete Book Reading. • Listen to the Meet-the-Author Recording for <i>Bedtime for Sweet Creatures</i>. • Encourage children to create their own bedtime creatures.
	1-5	<ul style="list-style-type: none"> • Introduce the author by playing the Name Pronunciation. • Play the Meet-the-Author Recording of <i>Talkin' About Bessie: The Story of Aviator Elizabeth Coleman</i>. • Read the book or listen to the author's reading of "John Coleman." • Explore the Teacher Guide from Nikki Grimes.
	4-8	<ul style="list-style-type: none"> • Explore the author page for Nikki Grimes to learn about her and her work. • Browse resources for Garvey's Choice. Read some of the poems from the Google Preview. Then, listen to the Audiobook Excerpt. Ask students: What do we know about Garvey? • Utilize the Educator's Guide from Boyds Mills Press for more ideas. • Perform the Reader's Theater Script.